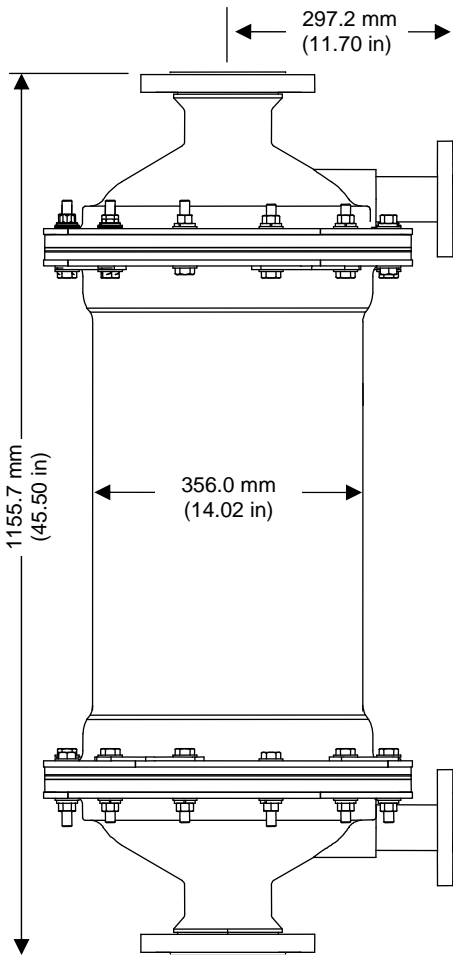


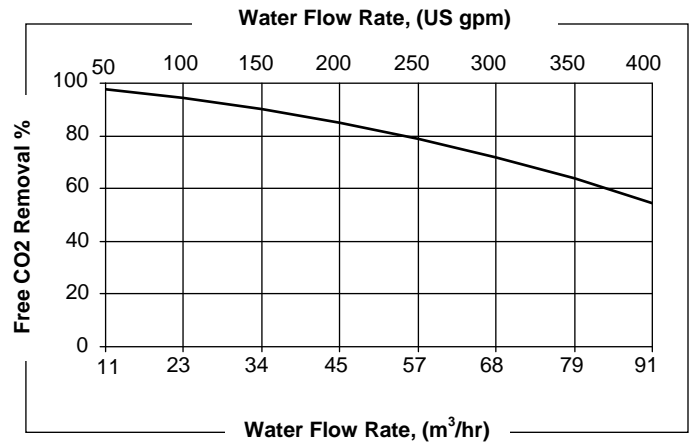
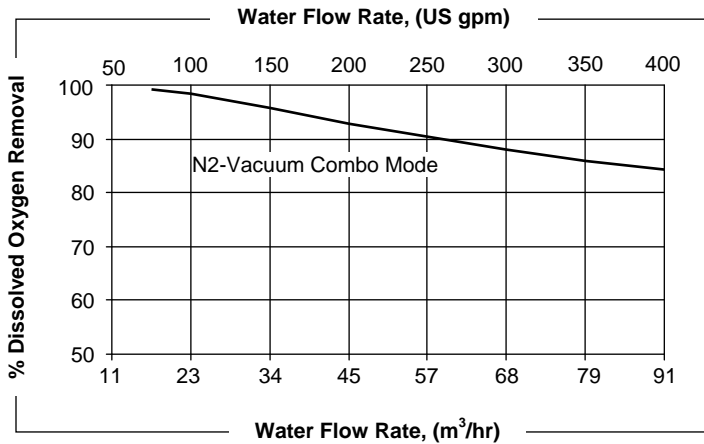
14 x 28 EXTRA-FLOW PRODUCT DATA SHEET



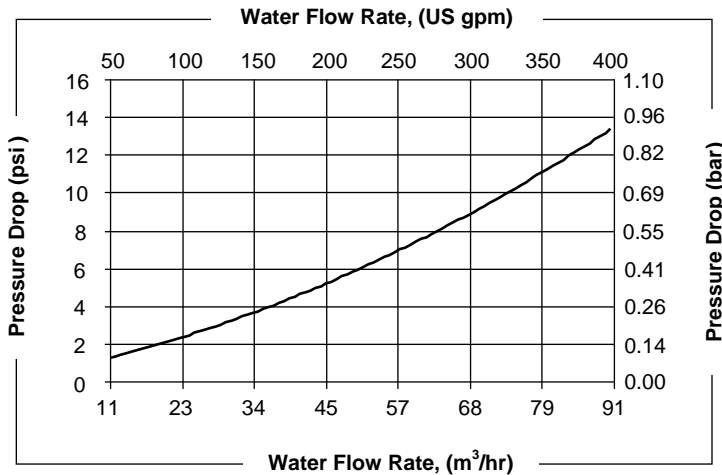
NOTE: All dimensions are nominal

Membrane Characteristics		
Cartridge Configuration	Extra-Flow with Center Baffle	
Liquid Flow Guidelines	16 – 90.8 m ³ /hr (70 – 400 gpm)	
Membrane Type	X50 Fiber	X40 Fiber
	Recommended for CO ₂ removal from liquid and other gas transfer applications	Recommended for O ₂ removal from liquid and other gas transfer applications
Membrane/Potting Material	Polypropylene / Epoxy	
Typical Membrane Surface Area	220m ² (2370 ft ²)	
Priming Volume (approximate)	X50 Fiber	X40 Fiber
Shellside	33.5 L (8.84 gal.)	35.4 L (9.3 gal.)
Lumenside	21.7 L (5.73 gal.)	20.9 L (5.5 gal.)
Pressure Guidelines*		
	X50 or X40 Fiber	
Maximum Shellside LIQUID Working Temperature/Pressure	5-25° C, 7.2 bar (41-77° F, 105 psig) 50° C, 2.1 bar (122° F, 30 psig) If no vacuum is used, 1.05 bar (15 psig) can be added to pressures above.	
Maximum Applied Gas Pressure	4.1 bar (60 psig) Max applied gas pressure is for integrity testing at ambient temperatures. Normal operating pressures are typically lower.	
*Pressures are based on non-dangerous liquids and gasses per the European Union Pressure Equipment Directive /97/23/EC. See Operating Guide for pressure limits in the European Union with dangerous liquids and gasses. See Operating Guide for complete listing of temp/pressure limits for housings and membrane. Note: Liquid pressure should always exceed gas pressure.		
Housing Options and Characteristics		
Material	PVC Vessel with Nylon End Caps	
Flange Backing Rings	SMC (Sheet Molded Compound)	
Flange Connections		
Shellside (Liquid Inlet/Outlet)	<ul style="list-style-type: none"> SMC 4 inch class 150 raised face flange per ANSI B16.5 SMC 100A at 10K raised face flange per JIS B2238 	
Lumenside	<ul style="list-style-type: none"> SMC 2 inch class 150 raised face flange per ANSI B16.5 SMC 50A at 10K flat face flange per JIS B2238 	
Mounting Kit	A Mounting Kit with 2 cradles and 2 straps is available and sold separately. It will hold the contactor horizontally or vertically.	
Seal Options		
Material	Applications	
EPDM (ANSI / NSF 61)	General Purpose	
Weight		
Dry	61.7 kg. (136 lbs.)	
Liquid full (shellside)	96.6 kg. (213 lbs.)	
Shipping Weight w/o Mounting kit	73.4 kg. (162 lbs.)	
Shipping Weight with Mounting kit	82.5 kg. (182 lbs.)	
Regulatory		
Meets RoHS threshold limits. Complies with the PED 97/23/EC. NSF Certified to NSF/ANSI 61.		

14 x 28 EXTRA-FLOW PRODUCT DATA SHEET



Note: Performance can be improved by adjusting the sweep rate.



Note: for X40 membrane.

Cartridge Specifications		
Characteristics	Test Conditions	Specifications
Performance O ₂ Removal, minimum	Shellside water flow: 300 gpm, 20°C (68°F) Lumenside N ₂ Flow: 3.5 ft ³ /min, 1.0 atm at 20°C	X50: 87% X40: 85%
Pressure Drop, psi maximum	Shellside water flow: 300 gpm, 20°C (68°F)	X50: 13.0 X40: 12.0

Curves represent nominal values, generated using water at 20°C.

Test condition O₂ Removal: X40 membrane, N₂-vacuum combo mode, vacuum: 75 mm Hg, N₂ Sweep 0.5 scfm.

Test condition CO₂ Removal: X50 membrane, Air vacuum combo mode, vacuum: 150mm Hg, air sweep 8 scfm.

Characteristics may change under different operating conditions.

This product is to be used only by persons familiar with its use. It must be maintained within the stated limitations. All sales are subject to Seller's terms and conditions. Purchaser assumes all responsibility for the suitability and fitness for use as well as for the protection of the environment and for health and safety involving this product. Seller reserves the right to modify this document without prior notice. Check with your representative to verify the latest update. To the best of our knowledge the information contained herein is accurate. However, neither Seller nor any of its affiliates assumes any liability whatsoever for the accuracy or completeness of the information contained herein. Final determination of the suitability of any material and whether there is any infringement of patents, trademarks, or copyrights is the sole responsibility of the user. Users of any substance should satisfy themselves by independent investigation that the material can be used safely. We may have described certain hazards, but we cannot guarantee that these are the only hazards that exist.

Liqui-Cel, Celgard, SuperPhobic, MiniModule and MicroModule are registered trademarks of Membrana-Charlotte, A division of Celgard, LLC and nothing herein shall be construed as a recommendation or license to use any information that conflicts with any patent, trademark or copyright of Seller or others.

©2009 Membrana - Charlotte A Division of Celgard, LLC

(D85_Rev 16 14x28 11-09)

Membrana - Charlotte
A Division of Celgard, LLC
13800 South Lakes Drive
Charlotte, North Carolina 28273
USA
Phone: (704) 587 8888
Fax: (704) 587 8610

Membrana GmbH
Oehder Strasse 28
42289 Wuppertal
Germany
Phone: +49 202 6099 - 658
Phone: +49 6126 2260 - 41
Fax: +49 202 6099 - 750

Japan Office
Shinjuku Mitsui Building, 27F
1-1, Nishishinjuku 2-chome
Shinjuku-ku, Tokyo 163-0427
Japan
Phone: 81 3 5324 3361
Fax: 81 3 5324 3369



ISO 9001
ISO 14001

MEMBRANA
Underlining Performance

www.liqui-cel.com

A **POLYPORE** Company