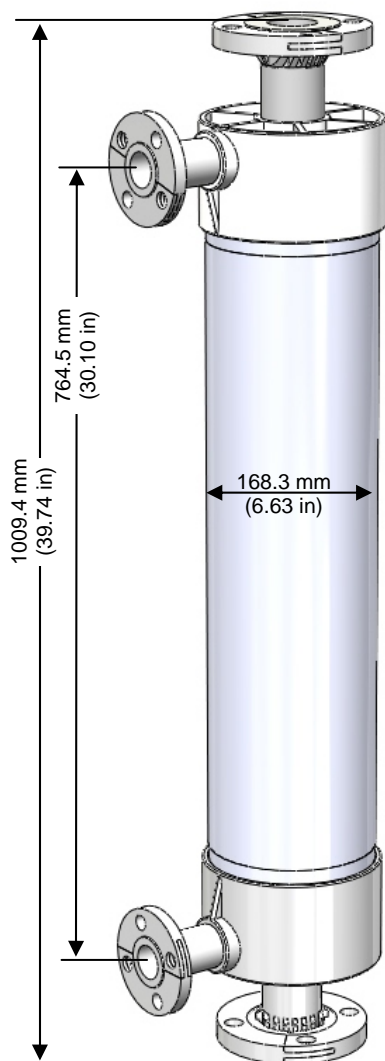


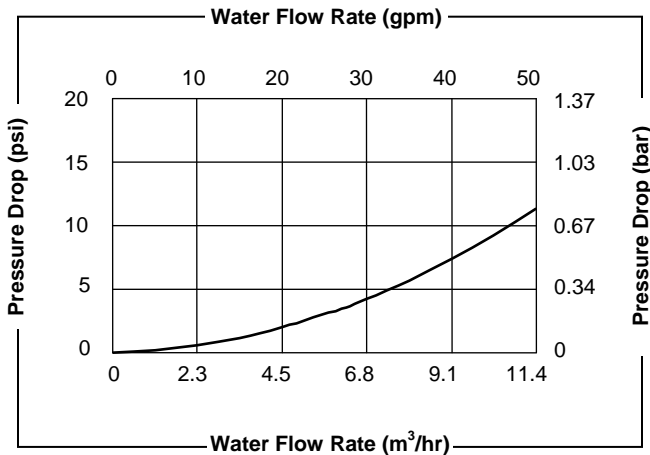
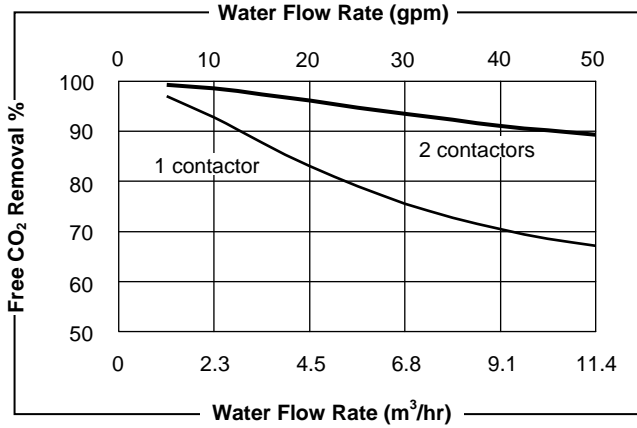
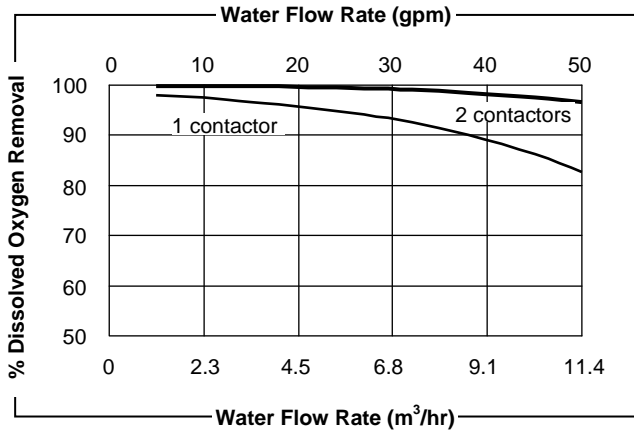
6 x 28 EXTRA-FLOW PRODUCT DATA SHEET



All dimensions are nominal values

Membrane Characteristics		
Cartridge Configuration	Extra-Flow with center baffle	
Liquid Flow Guidelines	1-11 m ³ /hr (5-50 gpm)	
Membrane Type	X50 Fiber	X40 Fiber
	Recommended for CO ₂ removal from liquid and other gas transfer applications	Recommended for O ₂ removal from liquid and other gas transfer applications
Membrane/Potting Material	Polypropylene/Epoxy	
Typical Membrane Surface Area	42 m ² (452 ft ²)	
Priming Volume (approximate)	X50 Fiber	X40 Fiber
Shellside	6.7 liters (1.8 gal)	6.7 liters (1.8 gal)
Lumenside	2.6 liters (0.7 gal)	2.3 liters (0.6 gal)
Pressure Guidelines		
	X50 Fiber	X40 Fiber
Maximum Shellside LIQUID Working Temperature/Pressure	5-25° C, 7.2 bar (41-77° F, 105 psig) 60° C, 2.1 bar (140° F, 30 psig)	5-25° C 8.3 bar (41-77° F, 105 psig) 70° C, 2.1 bar (158° F, 30 psig)
If no vacuum is used, 1.05 bar (15 psig) can be added to pressures above.		
Maximum Applied Gas Pressure	4.1 bar (60 psig)	
Max applied gas pressure is for integrity testing at ambient temperatures. Normal operating pressures are typically lower.		
See Operating Guide for complete temp/pressure limits for housings and membrane. Note: Liquid pressure should always exceed gas pressure.		
Housing Options and Characteristics		
Material	ABS	
Flange Connections		
Shellside (Wetted surface)	<ul style="list-style-type: none"> • 2 inch class 150 raised face flange per ANSI B16.5 • 50A at 10K flat face flange per JIS B2238 	
Lumenside	<ul style="list-style-type: none"> • 1 inch class 150 raised face flange per ANSI B16.5 • 25A at 10K flat face flange per JIS B2238 	
Weight		
Dry	10.4 kg. (23 lbs.)	
Liquid full (shellside)	17.1 kg. (37.7 lbs.)	
Shipping weight without mounting kit	16.8 kg. (37 lbs.)	
Shipping weight with mounting kit	19.1 kg. (42 lbs.)	
Regulatory		
Meets RoHS threshold limits. Complies with the PED 97/23/EC and is manufactured with sound engineering practice. CFR Title 21 compliant with non alcoholic liquids at ambient temperatures.		

6 x 28 EXTRA-FLOW PRODUCT DATA SHEET



Cartridge Specifications		
Characteristics	Test Conditions	Specifications
Performance O ₂ Removal	Shellside water flow: 27 gpm, 20°C (68°F) Lumenside N ₂ Flow: 1 scfm	88% minimum
Pressure Drop, psi maximum	Shellside water flow: 27 gpm, 20°C (68°F)	5.26 psi maximum

Curves represent nominal values. Characteristics may change under different operating conditions.

Test condition O₂ Removal with X40 membrane at 20°C: N₂ Combo mode, vacuum 75 mm Hg, N₂ sweep: 0.05 scfm.

Test condition CO₂ Removal with X50 membrane at 20°C: Air Combo mode, air sweep: 0.25 G/L, vacuum: 150 torr

This product is to be used only by persons familiar with its use. It must be maintained within the stated limitations. All sales are subject to Seller's terms and conditions. Purchaser assumes all responsibility for the suitability and fitness for use as well as for the protection of the environment and for health and safety involving this product. Seller reserves the right to modify this document without prior notice. Check with your representative to verify the latest update. To the best of our knowledge, the information contained herein is accurate. However, neither Seller nor any of its affiliates assumes any liability whatsoever for the accuracy or completeness of the information contained herein. Determination of the suitability of any material and infringement of any third party rights, including patent, trademark, or copyright rights, are the sole responsibility of the user. Users of any substance should satisfy themselves by independent investigation that the material can be used safely. We may have described certain hazards, but we cannot guarantee that these are the only hazards that exist. Nothing herein shall be construed as a recommendation or license to use any information that conflicts with any patent, trademark or copyright of Seller or others. Please read our Operating Manuals carefully before installing and using these modules.

THE INFORMATION CONTAINED HEREIN AND SELLER'S PRODUCTS ARE PROVIDED "AS IS" WITHOUT WARRANTY OF ANY KIND, EITHER EXPRESSED OR IMPLIED, INCLUDING, BUT NOT LIMITED TO, THE IMPLIED WARRANTIES OF MERCHANTABILITY, FITNESS FOR ANY PARTICULAR PURPOSE OR USE, OR NON-INFRINGEMENT OF INTELLECTUAL PROPERTY. IN NO EVENT SHALL SELLER BE LIABLE FOR ANY SPECIAL, INCIDENTAL, INDIRECT, OR CONSEQUENTIAL DAMAGES OF ANY KIND, OR ANY DAMAGES WHATSOEVER RESULTING FROM THE USE OF INFORMATION CONTAINED HEREIN AND SELLER'S PRODUCTS.

Liqui-Cel, SuperPhobic, MiniModule, and MicroModule, are registered trademarks of Membrana-Charlotte, A Division of Celgard, LLC.

Copyright © 2010 Membrana - Charlotte All rights reserved. (D67_Rev.14_6-10)

Membrana - Charlotte
A Division of Celgard, LLC
13800 South Lakes Drive
Charlotte, North Carolina 28273
USA
Phone: (704) 587 8888
Fax: (704) 587 8585

Membrana GmbH
Oehder Strasse 28
42289 Wuppertal
Germany
Phone: +49 202 6099 - 658
Phone: +49 6126 2260 - 41
Fax: +49 202 6099 - 750

Japan Office
Shinjuku Mitsui Building, 27F
1-1, Nishishinjuku 2-chome
Shinjuku-ku, Tokyo 163-0427
Japan
Phone: 81 3 5324 3361
Fax: 81 3 5324 3369

MEMBRANA
Underlining Performance

www.liqui-cel.com

A **POLYPOR** Company



ISO 9001
ISO 14001