

## Using ‘TransMembraneChemiSorption’ (TMCS) for Ammonia Removal from Industrial Waste Waters

### Introduction

Dissolved gases like NH<sub>3</sub>, H<sub>2</sub>S or NO<sub>x</sub> in waste water lead to contamination in the sewage system and high treatment costs for municipal waste water treatment plants. This translates into high penalty fees that are paid by the company discharging these contaminants into the sewage stream. In many cases a membrane-based water treatment system can be justified because of a favorable pay back time.

### Advantages

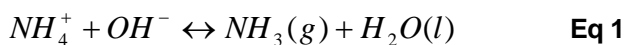
- Compact module design
- Single step In-line processing
- High quality usable outlet
- Low energy demand
- No air pollution
- Up to 95% removal

Large-scale systems using conventional treatment processes such as extraction, stripping, or absorption can lead to several problems or issues. These issues may be overcome by using an alternate solution of Membrane Contactor technology. Membrane Contactors can remove ammonia from waste water and recover it to a usable form in a single step.

It is therefore an adequate and desirable solution for treating the ammonia waste water without polluting the air.

### Process description

Ammonium ion (NH<sub>4</sub><sup>+</sup>) in water reacts with hydroxide ion (OH<sup>-</sup>) according to the following **Equation 1**.



This reaction is reversible and can be driven forward or backward depending on the water pH as shown in **Figure 1**.

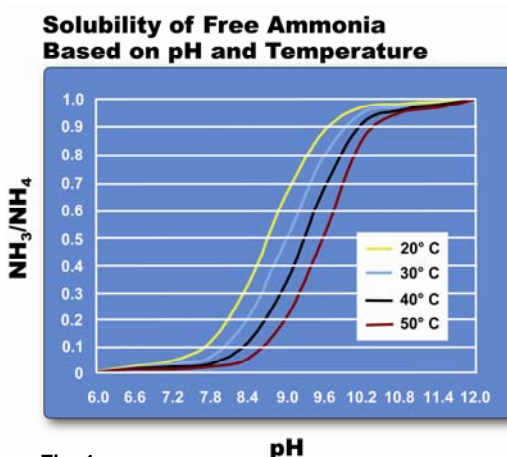
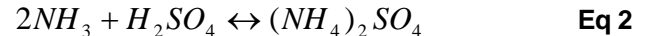


Fig. 1

At a pH of 11.3 or higher, the equilibrium favors the formation of free ammonia gas which can be removed from a waste water solution across the air filled pores of a microporous hydrophobic membrane when a proper driving force is maintained. The small pore size and the hydrophobic nature of membrane prevents the liquid phase from entering into the pores or flowing through the porous wall due to surface tension effects.

Because of the very low Henry constant and high solubility of NH<sub>3</sub> compared to other dissolved gases in water, such as CO<sub>2</sub> or O<sub>2</sub>, the free ammonia gas will be difficult to remove by applying vacuum or by using a sweep gas-vacuum combination as in typical degassing operations with Membrane Contactor technology.

However, an acid solution will work very effectively as a means of removing the ammonia gas from waste water. The low-pH sulphuric acid solution will instantly react with ammonia gas according to **Equation 2** below to form ammonium sulphate. This will generate and maintain the concentration differential or driving force for removing ammonia from waste water.



The process above generates a concentrated solution of up to 30% of ammonia sulphate, which is a fertilizer.

This process, also described as: “TransMembrane-ChemiSorption” (TMCS), is shown schematically on a single fiber in **Figure 2**.

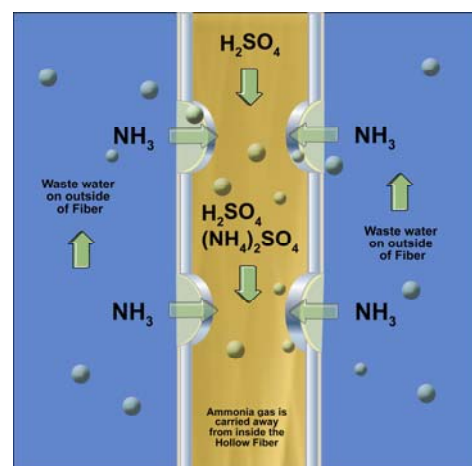


Fig. 2: TMCS process scheme for ammonia removal

The waste water flows through the shellside of the contactor (outside of the membrane), while an acid solution, such as sulphuric acid, circulates on the lumenside. (Figure 3 on following page shows the flow paths of both streams.)

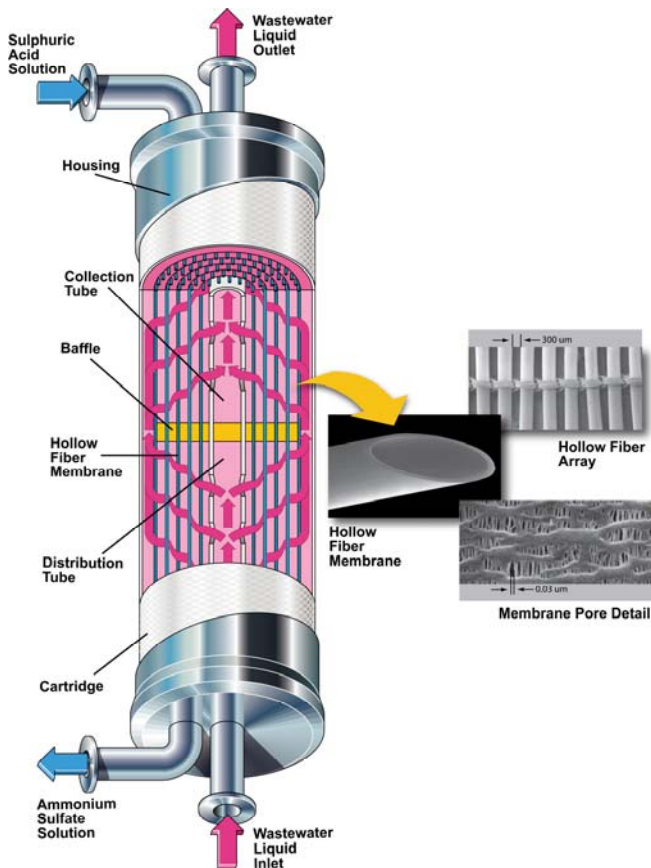


Fig. 3: TMCS of ammonia using Liqui-Cel® Module

### System design

In 2002 Membrana GmbH in Wuppertal Germany installed a TMCS pilot plant to test the removal of ammonia from waste water with the purpose of reducing waste water disposal costs at the manufacturing plant. In the first step, a system utilizing two 6x28 Liqui-Cel® Contactors (2x1 system configuration) with X-50 Hollow Fiber was installed to treat 0.5-1 m<sup>3</sup>/hr of waste water.

After it was determined that X-50 still provided superior ammonia stripping performance and successful trials on the 6-inch system, the plant was redesigned in 2004 to operate up to 30 m<sup>3</sup>/hr with a 2x1 system utilizing 14x28 Liqui-Cel Contactors with X-50 fiber.

This product is to be used only by persons familiar with its use. It must be maintained within the stated limitations. All sales are subject to Seller's terms and conditions. Purchaser assumes all responsibility for the suitability and fitness for use as well as for the protection of the environment and for health and safety involving this product. Seller reserves the right to modify this document without prior notice. Check with your representative to verify the latest update. To the best of our knowledge the information contained herein is accurate. However, neither Seller nor any of its affiliates assumes any liability whatsoever for the accuracy or completeness of the information contained herein. Final determination of the suitability of any material and whether there is any infringement of patents, trademarks, or copyrights is the sole responsibility of the user. Users of any substance should satisfy themselves by independent investigation that the material can be used safely. We may have described certain hazards, but we cannot guarantee that these are the only hazards that exist.

Liqui-Cel, Celgard, SuperPhobic, MiniModule and MicroModule are registered trademarks of Membrana-Charlotte, A division of Celgard, LLC and nothing herein shall be construed as a recommendation or license to use any information that conflicts with any patent, trademark or copyright of Seller or others.

©2009 Membrana - Charlotte A Division of Celgard, LLC

(TB74 10-09)

**Membrana - Charlotte**  
A Division of Celgard, LLC  
13800 South Lakes Drive  
Charlotte, North Carolina 28273  
USA  
Phone: (704) 587 8888  
Fax: (704) 587 8585

**Membrana GmbH**  
Oehder Strasse 28  
42289 Wuppertal  
Germany  
Phone: +49 202 6099 - 658  
Phone: +49 6126 2260 - 41  
Fax: +49 202 6099 - 750

**Japan Office**  
Shinjuku Mitsui Building, 27F  
1-1, Nishishinjuku 2-chome  
Shinjuku-ku, Tokyo 163-0427  
Japan  
Phone: 81 3 5324 3361  
Fax: 81 3 5324 3369

**MEMBRANA**  
MEMBRANA  
Underlining Performance

www.liqui-cel.com

A **POLYPORE** Company

The waste water stream consisted of two inlets with different NH<sub>3</sub> concentrations and temperatures so that different test cycles could be run. The different system sizes (6-inch and 14-inch) were fully adjustable so that configuration changes from 1x2 to a 2x1 system were possible. The general system design with two contactors in series is illustrated in **Figure 4**.

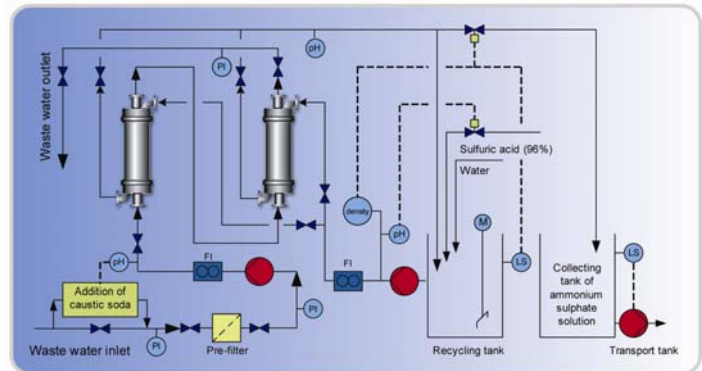


Fig. 4: Basic P&ID of a TMCS system with two contactors in series

The goal of the Liqui-Cel® Contactor TMCS system was to remove 90% of the ammonia at the Membrana GmbH plant site. The performance of the system has exceeded expectations with a removal rate of 95%.

### Ideal Process Parameters for Ammonia Removal

- NH<sub>3</sub> inlet conc. >500ppm
- Pre-filtration <10µm abs
- Temperature 40-55°C
- Feed stream pH>10
- Acid stream pH<2

The acid and caustic consumption depends on the inlet water, the pH, the water temperature and the ammonia content. When the inlet parameters are closest to being in the free ammonia state, with concentrations suitable for membrane contactor treatment that fit within the operating window of the TMCS process, less acid and caustic will be required.



ISO 9001  
ISO 14001